



[atriadesigns.ca](http://atriadesigns.ca)  
604-428-1818  
[sales@atriadesigns.ca](mailto:sales@atriadesigns.ca)



# SWING UP TO 49 MQ

## Standard



Parasol with retractable side arm



360° rotation



High-tenacity 6005 aluminum alloy frame



Protected waterproof seams (**WATER SAFE**)



Nautical pulley opening with blocking system (**EASY BLOCK**)



Modular and tiltable of medium and large dimensions



Available in single or multiple version (2, 3 or 4 parasol with only one pole)



Stainless Steel Bolts



Quick ribs uncoupling system (**EASY CLICK**)



Nylon - inox - aluminum collars



Rib-arm joints in nylon



Soft airvent



With or whitout 25 Cm perimetrical flounce (type A, B, C, D, E)



PVC Premium storage case included in the price

### Availbe bases



Support base



To be fixed



To be buried

### Accessories



Led lights



Heaters



Lateral walls



Gutters



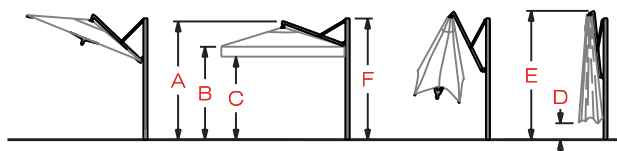
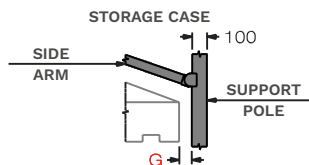
Logo application

### Customizable project



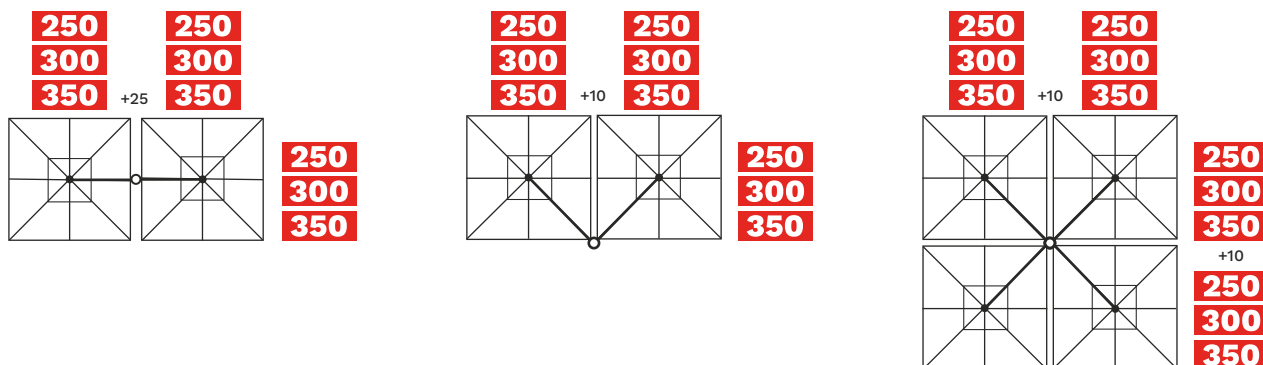
## TECHNICAL SHEET

- STRUCTURE:** 6005 High-tenacity aluminum epoxy powder painted.
- PARASOL RIBS:** Radiant aluminum profiles  $\square 30 \times 15 \times 2$  Mm.
- SUPPORT POLE:** Round and lateral made in reinforced aluminum diam.  $\varnothing 100$  Mm epoxy powder coated.
- SIDE ARM:** In aluminum  $\square 80 \times 40 \times 3$  Mm epoxy powder coated.
- WINDPROOF AIRVENT:** Soft.
- JOINTS:** In white - black - brown nylon.
- COLLARS:** In nylon - inox.
- OPENING AND CLOSING SYSTEM:** Nautical pulley with blocking system EASY BLOCK.
- BOLTS:** In stainless steel.
- STRUCTURE COLORS:** White - manganese grey - RAL on request.
- AVAILABLE FABRICS:** ENTRY - Yarn-dyed;  
DESIGN - Mass-dyed;  
DESIGN+PERFORMANCE - Nautical resined. |— See Gaggio Color Collection
- PVC STORAGE CASE:** PVC Premium storage case.



PARAS. SIZE WHEN OPEN (Cm)	RIBS N°	HEIGHTS (Cm) WITH STANDARD CONFIGURATION							WEIGHT (Kg)	PACKAGING SIZE	
		A	B	C	D	E	F	G			
300x300	8	300	240	215	85	315	315	8	44	Cm 350x50x50	Kg 11,5
350x350	8	325	230	205	71	329	320	8	49	Cm 350x50x50	Kg 11,5
400x400	8	293	230	205	36	337	320	8	53	Cm 350x50x50	Kg 11,5
300x200	6	320	235	210	103	320	320	8	40	Cm 350x50x50	Kg 11,5
300x250	8	300	234	209	105	320	320	8	42	Cm 350x50x50	Kg 11,5
350x250	8	300	236	205	71	320	320	8	44	Cm 350x50x50	Kg 11,5
350x300	8	320	235	210	87	335	320	8	47	Cm 350x50x50	Kg 11,5
400x250	8	305	230	205	55	317	317	8	46	Cm 350x50x50	Kg 11,5
400x300	8	320	235	210	60	328	320	8	48	Cm 350x50x50	Kg 11,5
450x250	8	310	230	205	45	320	320	8	48	Cm 350x50x50	Kg 11,5
450x300	8	320	240	215	50	337	320	8	53	Cm 350x50x50	Kg 11,4
HEIGHTS (Cm) WITH CONFIGURATION ON DIAGONAL											
250x250	4	290	230	205	135	345	320	8	41	Cm 350x50x50	Kg 11,5
300x300	8	300	235	210	95	325	320	8	44	Cm 350x50x50	Kg 11,5
350x350	8	300	235	210	85	342	320	8	49	Cm 350x50x50	Kg 11,5

Heights and weights are approximate, base and package excluded. Heights and weights may change without notice.



PACKAGING: n° 2 - Cm 350x50x50 - Kg 13

**TECHNICAL SHEET**

**FOOTPRINT**

**LEGEND**

- \_\_\_\_\_  
L= PARASOL SIDE
- \_\_\_\_\_  
1/2 L= HALF PARASOL SIDE
- \_\_\_\_\_  
D= 8 Cm MINIMUM DISTANCE FROM WALS /OTHER ELEMENTS

**-X- BASEMENT DIMENSIONS OVER THE UMBRELLA SIDE**

SUPPORT BASE 84x84x23	53 Cm
SUPPORT BASE 104x104x23	58 Cm
SUPPORT BASE 115x104x6	63 Cm / 44 Cm
SUPPORT BASE 115x76x5	18 Cm / 81 Cm
JOINTED BASE 25X30X1	23 Cm

