

atriadesigns.ca



premier outdoor living • solar shading • cladding products

(604) 428 1818
sales@atriadesigns.ca

The Stobag logo consists of the letters 'S', 'T', 'O', 'B', 'A', and 'G' in a white, sans-serif font, each enclosed within its own white rectangular box. These boxes are arranged in a single horizontal row.

STOBAG

A photograph of a Stobag Select 3-edge back bar awning installed over a patio. The awning is a light beige color and is partially extended. Below it, a wooden deck is visible with a small table and chairs. In the background, there is a green lawn with some trees and a large, round, woven wicker sculpture. The word 'SELECT' is overlaid in large white letters.

SELECT

Rigid, compact and multi-purpose
3-edge back bar awning.



SELECT S8130 | S8133 PLUS | S8135 OMBRAMATIC



Drop down valance



- Extremely stable due to triangular back bar technology
- Various selection of brackets allow mounting to the wall or below the ceiling
- Variable bracket positioning
- Angle can be adjusted manually up to 60° (S8135)
- Projection can be greater than its width (S8133)
- The incline angle corresponds to the optional adjustable cover board
- Optional valance provides additional shade and hides the awning arms from view
- Optional drop down valance: Acrylic cover to max. 3' 11" and Soltis 86/Soltis 92 to max. 5' 7" high. Improved manual crank for easy drop down thanks to the floating system (floating roller) (S8130, S8133, S8135)
- *Optional CMO (crank manual override) motor available

S8130



min. 5' 7"
max. 23'



min. 4' 7"
max. 11' 6"



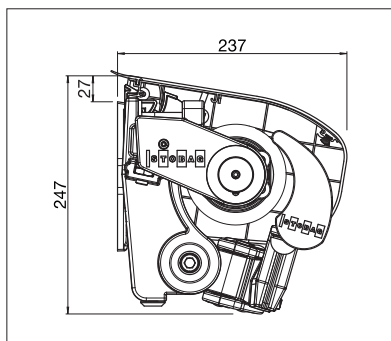
The wind resistance class can vary depending on version and dimension.



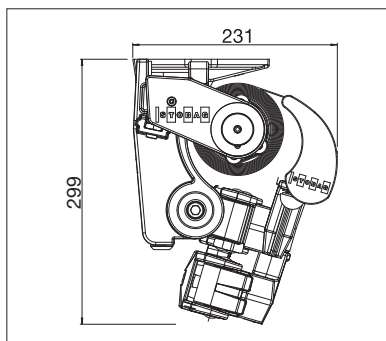
to max. 19' 8" wide



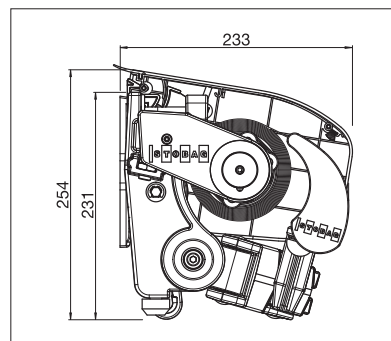
Technical dimensions in millimetres (1 mm = 0.03937")



S8130 Wall installation with top board




S8133 Top installation




S8135 Wall installation



REGISTRATION
REQUIRED



S8133 Crossover arm



S8135 OMBRAMATIC manually adjustable incline

S8133 PLUS



min. 3' 9"
max. 23'



min. 4' 11"
max. 11' 6" *

* with drop down valance to
max. 8' 2" projection



The wind resistance class can vary
depending on version and dimension.



S8135 OMBRAMATIC



min. 5' 7"
max. 19' 8"



min. 4' 7"
max. 11' 6" *

* with drop down valance to
max. 9' 10" projection



The wind resistance class can vary
depending on version and dimension.



Without top board



With top board



COLORS

Discover the diverse options
when selecting frame colors.



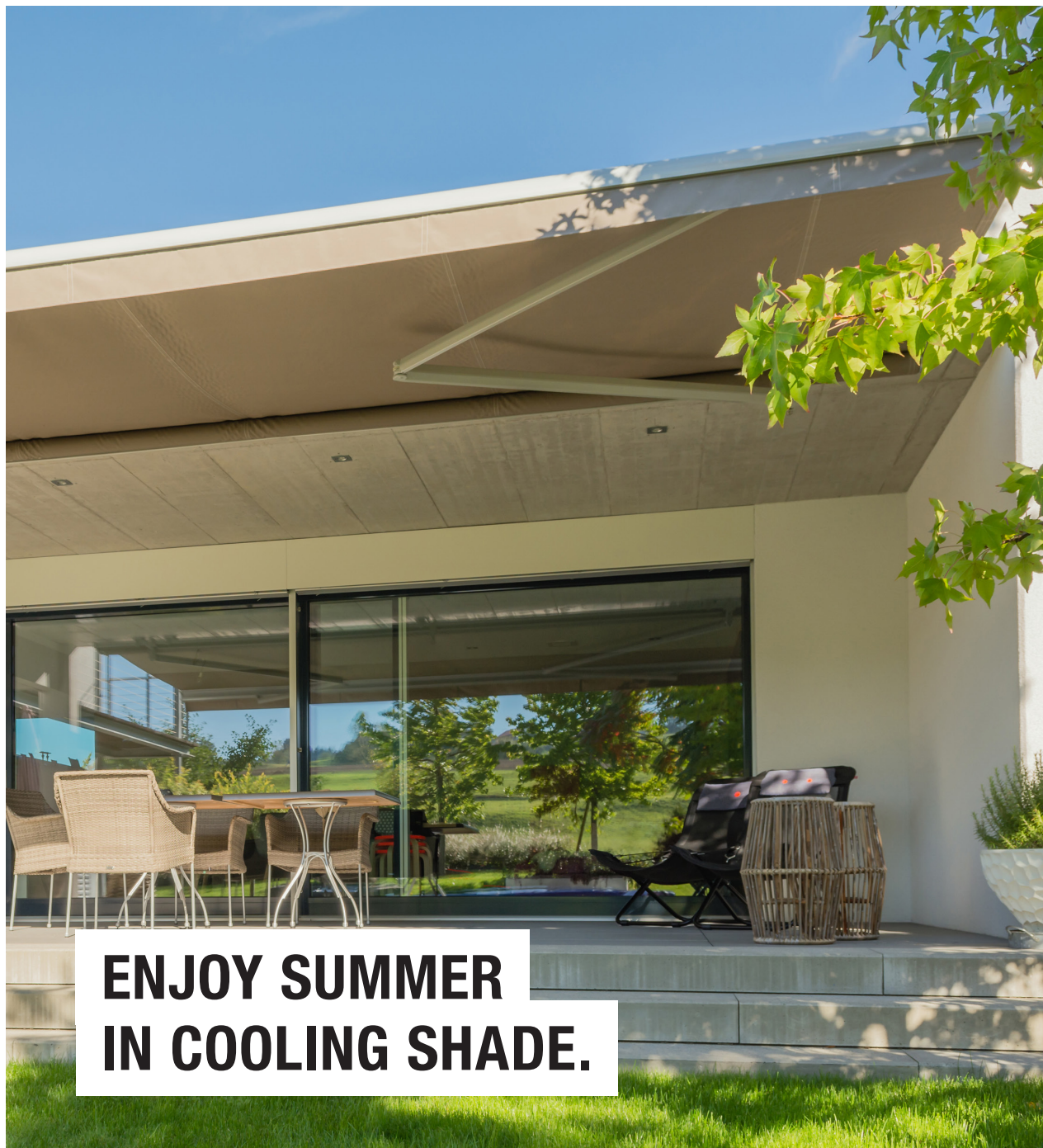
FABRICS

Choose from a comprehensive
range of materials and colors.



ELECTRICS

More convenience thanks to
the automated control.



**ENJOY SUMMER
IN COOLING SHADE.**