














[atriadesigns.ca](http://atriadesigns.ca)  
604-428-1818  
[sales@atriadesigns.ca](mailto:sales@atriadesigns.ca)



# MAXIPRO HP UP TO 49 MQ






## Standard

-  Central pole
-  Telescopic opening for closing above the tables
-  Opening with crank and endless screw
-  High-tenacity 6005 aluminum alloy frame
-  Stainless Steel Bolts
-  **MODULAR CANOPY** - easy to replace
-  Collars in tig welded aluminum
-  Rib-arm joints in nylon
-  Rigid airvent
-  With or without 35 Cm perimetrical flounce (type A, B, C, D, E)
-  PVC Premium storage case included in the price

### Available bases

-  Support base
-  To be fixed
-  To be buried

### Accessories

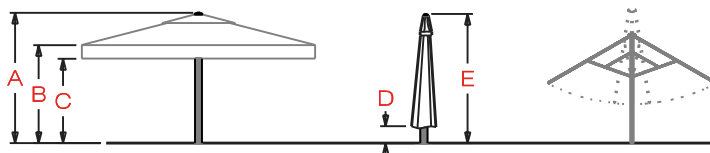
-  Led lights
-  Heaters
-  Lateral walls
-  Gutters
-  Logo application

### Customizable project



**TECHNICAL SHEET**

- **STRUCTURE:** 6005 High-tenacity aluminum epoxy powder painted.
- **PARASOL RIBS:** Radiant aluminum profiles  $\square$  50x20x2 Mm; N.4 Diagonal ribs realized with 57x25x2 Mm special Gaggio profiles.
- **SUPPORT POLE:** Central and round made in epoxy- painted aluminum diam.  $\varnothing$  100x3 o 100x5 Mm.
- **WINDPROOF ARIVENT:** Rigid and lowered.
- **JOINTS:** In white - black nylon.
- **COLLARS:** In TIG welded aluminum.
- **OPENING AND CLOSING SYSTEM:** Telescopic opening with crank and endless screw.
- **BOLTS:** In stainless steel.
- **STRUCTURE COLORS:** White - manganese grey - RAL on request
- **AVAILABLE FABRICS:** DESIGN - Mass-dyed; TECHNOLOGY: Standard PVC/ Black Out PVC; DESIGN+PERFORMANCE - Nautical Resined. | See Gaggio Color Collection
- **PVC STORAGE CASE:** PVC Premium storage case realized in two half parts attached with velcro.



PARAS. SIZE WHEN OPEN (Cm)	RIBS N°	HEIGHTS (Cm)					WEIGHT (Kg)	PACKAGING SIZE	
		A	B	C	D	E			
<b>600x600</b>	12	340	250	215	65	498	87	Cm 500x50x50	Kg. 25
<b>700x700</b>	12	400	266	231	56	570	100	Cm 590x50x50	Kg. 25
<b>600x400</b>	10	320	242	207	85	457	63	Cm 500x50x50	Kg. 25
<b>600x500</b>	10	330	245	210	85	488	77	Cm 500x50x50	Kg. 25
<b>650x450</b>	10	339	255	220	94	500	78	Cm 500x50x50	Kg. 25
<b>650x500</b>	10	332	261	226	80	492	77	Cm 500x50x50	Kg. 25
<b>700x400</b>	10	320	253	218	80	490	64	Cm 500x50x50	Kg. 25
<b>700x500</b>	10	348	274	239	73	508	70	Cm 510x50x50	Kg. 25
<b>700x600</b>	10	358	283	248	70	540	92	Cm 560x50x50	Kg. 25
<b>800x600</b>	10	379	290	255	67	570	100	Cm 590x50x50	Kg. 25

Heights and weights are approximate, base and package excluded. Heights and weights may change without notice.

**LEGEND**

- \_\_\_\_\_ L= PARASOL SIDE
- \_\_\_\_\_ 1/2 L = PARASOL HALF SIDE
- \_\_\_\_\_ D= 8 Cm MINIMUM DISTANCE FROM WALLS /OTHER ELEMENTS

